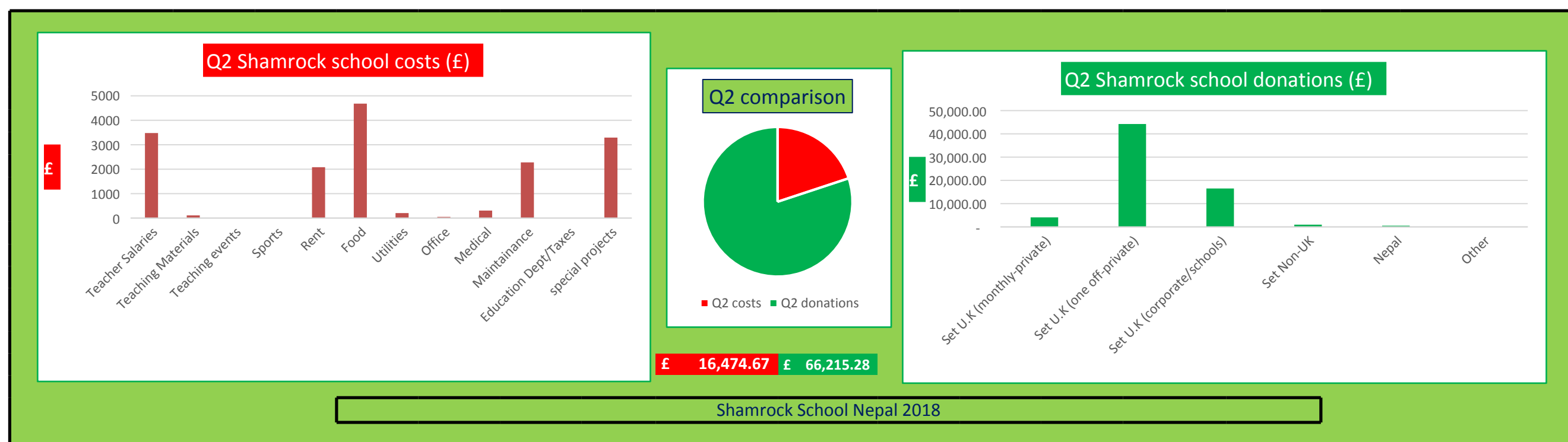
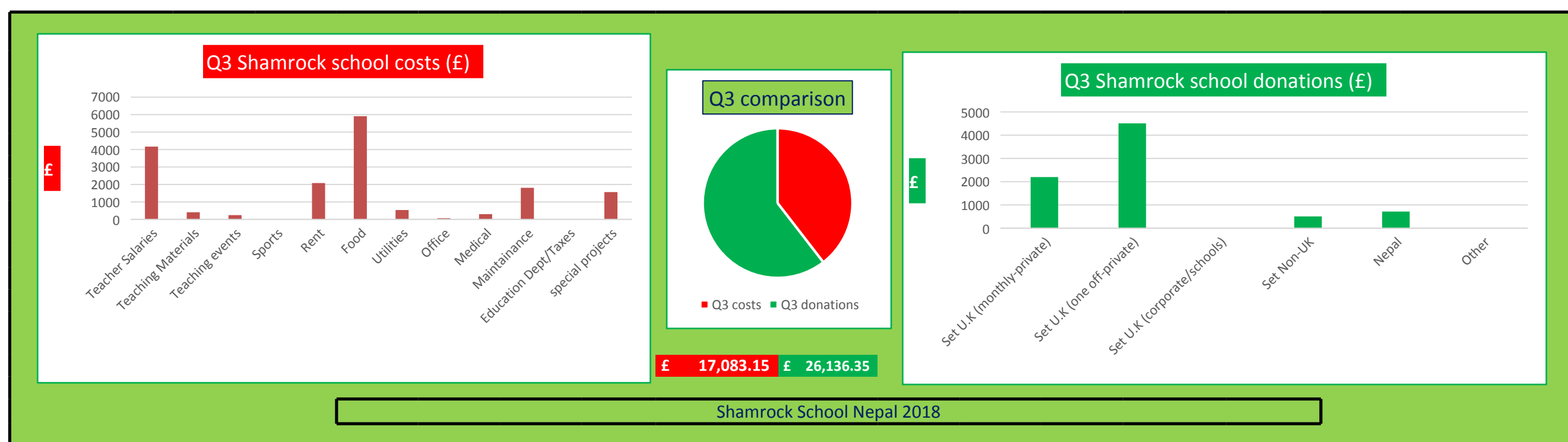


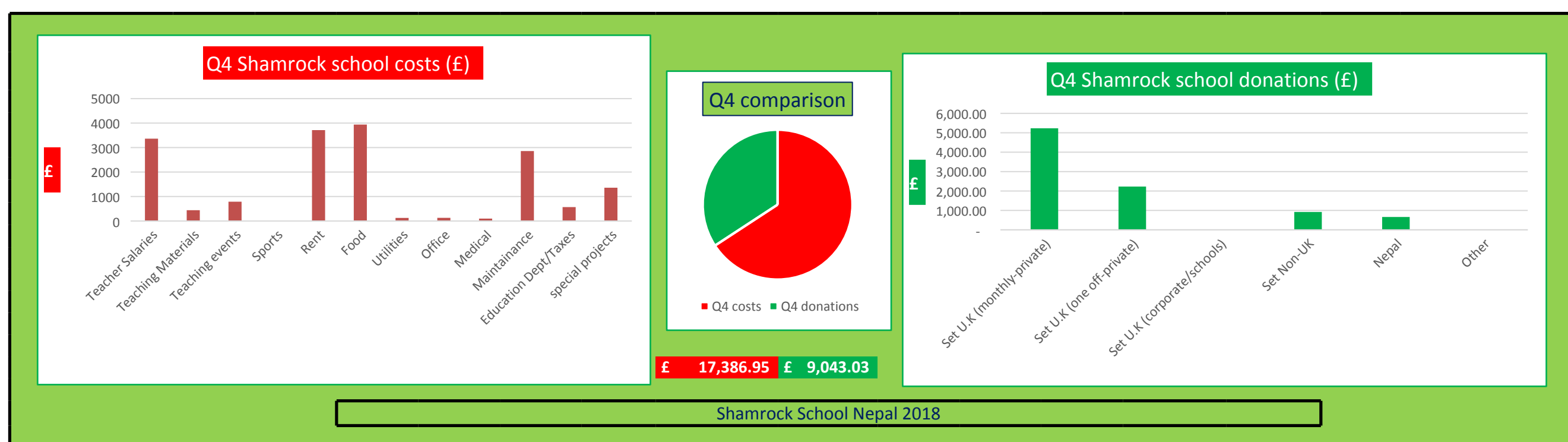
Q1 2018 donations		Q1 2018 costs	
Particular	£	Particular	NPR
Set U.K. (monthly-private)	2198	Teacher Salaries	3437 505500
Set U.K. (one off-private)	4507.71	Teaching Materials	472 69370
Set U.K. (corporate/schools)	0	Teaching events	205 30205
Set Non-UK	507	Sports	0 0
Nepal	716	Rent	1982 291500
Other	0	Food	4809 707185
	<b>7929</b>	Utilities	255 37565
		Office	141 20682
		Medical	223 32772
		Maintenance	3010 442648
		Education Dept/Taxes	0 0
		special projects	1353 199000
<b>comparison cost vs donations</b>			
Q1 costs	<b>15,887.70</b>		
Q1 donations	<b>7,928.85</b>		<b>15,887.70</b>



Q2 2018 donations		Q2 2018 costs	
Particular	£	Particular	NPR
Set U.K. (monthly-private)	4,094.19	Teacher Salaries	3478 511500
Set U.K. (one off-private)	44,226.39	Teaching Materials	110 16160
Set U.K. (corporate/schools)	16,512.70	Teaching events	0 0
Set Non-UK	950.00	Sports	0 0
Nepal	432.00	Rent	2081 306000
Other	-	Food	4681 688343
	<b>66,215.28</b>	Utilities	205 30085
		Office	43 6320
		Medical	307 45137
		Maintenance	2278 335019
		Education Dept/Taxes	0 0
		special projects	3292 484181
<b>comparison cost vs donations</b>			
Q2 costs	<b>16,474.67</b>		
Q2 donations	<b>66,215.28</b>		<b>16,474.67</b>



Q3 2018 donations		Q3 2018 costs	
Particular	£	Particular	NPR
Set U.K. (monthly-private)	5,066.66	Teacher Salaries	4168 612950
Set U.K. (one off-private)	20,727.69	Teaching Materials	409 60180
Set U.K. (corporate/schools)	0	Teaching events	245 36000
Set Non-UK	0	Sports	0 0
Nepal	342	Rent	2081 306000
Other	0	Food	5910 869091
	<b>26,136.35</b>	Utilities	537 78920
		Office	60 8755
		Medical	301 44316
		Maintenance	1809 266016
		Education Dept/Taxes	0 0
		special projects	1564 230000
<b>comparison cost vs donations</b>			
Q3 costs	<b>17,083.15</b>		
Q3 donations	<b>26,136.35</b>		<b>17,083.15</b>



Q4 2018 donations		Q4 2018 costs	
Particular	£	Particular	NPR
Set U.K. (monthly-private)	5,230.98	Teacher Salaries	3363 494600
Set U.K. (one off-private)	2,229.05	Teaching Materials	442 64930
Set U.K. (corporate/schools)	-	Teaching events	789 116000
Set Non-UK	921.00	Sports	0 0
Nepal	662.00	Rent	3713 546000
Other	-	Food	3940 579341
	<b>9,043.03</b>	Utilities	127 18618
		Office	130 19100
		Medical	99 14500
		Maintenance	2857 420216
		Education Dept/Taxes	568 83600
		special projects	1360 200000
<b>comparison cost vs donations</b>			
Q4 costs	<b>17,386.95</b>		
Q4 donations	<b>9,043.03</b>		<b>17,386.95</b>

green 109,323.51  
red 66,832.47  
0.00