

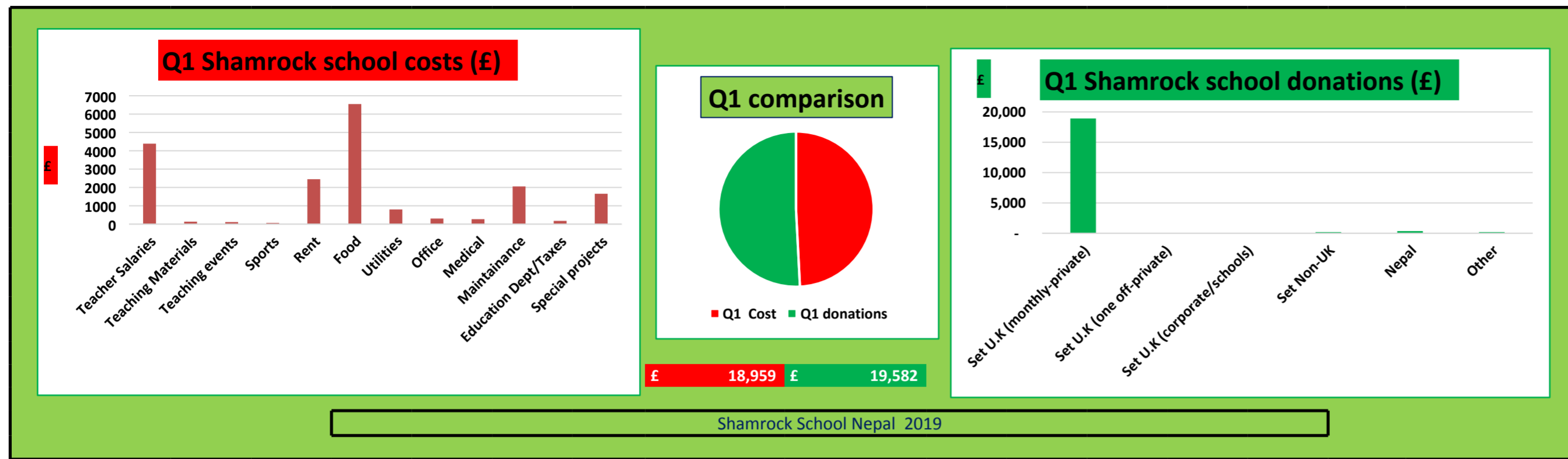
2019/20 SHAMROCK SCHOOL ACCOUNTS

Details		(Q1)		(Q2)		(Q3)		(Q4)		Total		Q1 COSTS	Q2 COSTS	Q3 COSTS	Q4 COSTS	TOTAL COSTS (NPR)	TOTAL COSTS (£)	DONATIONS		
		May	June	July	Aug	Sept.	Oct.	Nov.	Dec.	Jan.	Feb.	March	April	Teaching costs	Teaching costs	Teaching costs	Teaching costs	Total Teaching Costs	Total Teaching Costs	
Exchange rate		0.0071												NPR 661,580.00	NPR 821,441.00	NPR 684,291.00	NPR 653,642.00	NPR 2,820,954.00	£ 20,028.77	
Teaching Expenses														NPR 1,775,422.00	NPR 1,319,762.00	NPR 1,626,541.00	NPR 1,466,700.00	NPR 6,182,425.00	£ 43,895.22	£63,508.24
Teaching Salaries														NPR 233,247.00	NPR 181,955.00	NPR 48,010.00	NPR 12,000.00	NPR 475,212.00	£3,748.01	
Teaching Materials														NPR 661,580.00	NPR 821,441.00	NPR 684,291.00	NPR 653,642.00	NPR 2,820,954.00	£20,028.77	
Teaching Events														NPR 1,775,422.00	NPR 1,319,762.00	NPR 1,626,541.00	NPR 1,466,700.00	NPR 6,182,425.00	£ 43,895.22	
Sports														NPR 233,247.00	NPR 181,955.00	NPR 48,010.00	NPR 12,000.00	NPR 475,212.00	£3,748.01	
Rent														NPR 1,775,422.00	NPR 1,319,762.00	NPR 1,626,541.00	NPR 1,466,700.00	NPR 6,182,425.00	£ 43,895.22	
Food														NPR 1,775,422.00	NPR 1,319,762.00	NPR 1,626,541.00	NPR 1,466,700.00	NPR 6,182,425.00	£ 43,895.22	
Utilities														NPR 1,775,422.00	NPR 1,319,762.00	NPR 1,626,541.00	NPR 1,466,700.00	NPR 6,182,425.00	£ 43,895.22	
Office														NPR 1,775,422.00	NPR 1,319,762.00	NPR 1,626,541.00	NPR 1,466,700.00	NPR 6,182,425.00	£ 43,895.22	
Medical														NPR 1,775,422.00	NPR 1,319,762.00	NPR 1,626,541.00	NPR 1,466,700.00	NPR 6,182,425.00	£ 43,895.22	
Maintenance														NPR 1,775,422.00	NPR 1,319,762.00	NPR 1,626,541.00	NPR 1,466,700.00	NPR 6,182,425.00	£ 43,895.22	
Special projects														NPR 1,775,422.00	NPR 1,319,762.00	NPR 1,626,541.00	NPR 1,466,700.00	NPR 6,182,425.00	£ 43,895.22	
Education Dep/Tax														NPR 1,775,422.00	NPR 1,319,762.00	NPR 1,626,541.00	NPR 1,466,700.00	NPR 6,182,425.00	£ 43,895.22	
TOTAL EXPENDITURE PER MONTH (NPR)		1104171	852041	714037	833418	930150	559590	811749	835941	711152	835392	841375	449575	9478591						
TOTAL EXPENDITURE PER MONTH (£) 0.0071		7839.6141	6049.4911	5069.6627	5917.2676	6664.965	3973.889	5763.4179	5935.1811	5049.1792	5973.2832	5973.7625	3191.9825	67,298.60						
S-E-T (monthly private)			12115.97	10000	20000				15000					£ 92,165.97						
S-E-T one-off (private)														£ -						
S-E-T one-off (corp/schools)														£ -						
Donation from Sandra					£ 117.11									£ 117.11						
Donation from Japanese Group								£ 85.00						£ 85.00						
Donation from City														£ 189.38						
Donation from Belgium									£ 120.00					£ 120.00						
Donation from Colin									£ 10.00					£ 10.00						
MARY (Spain)		£ 169.50					£ 1,547.94							£ 2,177.44						
TOTAL														£ -						
PARENTS' CONTRIBUTIONS (in GBP)		£ 136.98	£ 399.58	£ 455.47	£ 241.00	£ 21.00	£ 476.00							£ 1,606.03						
SCHOOL SELF FUNDRAISING (in GBP)				£ 64.30			£ 632.00							£ 696.30						
TOTAL														£ -						
Transfers to Nepal																		£63,508.24		

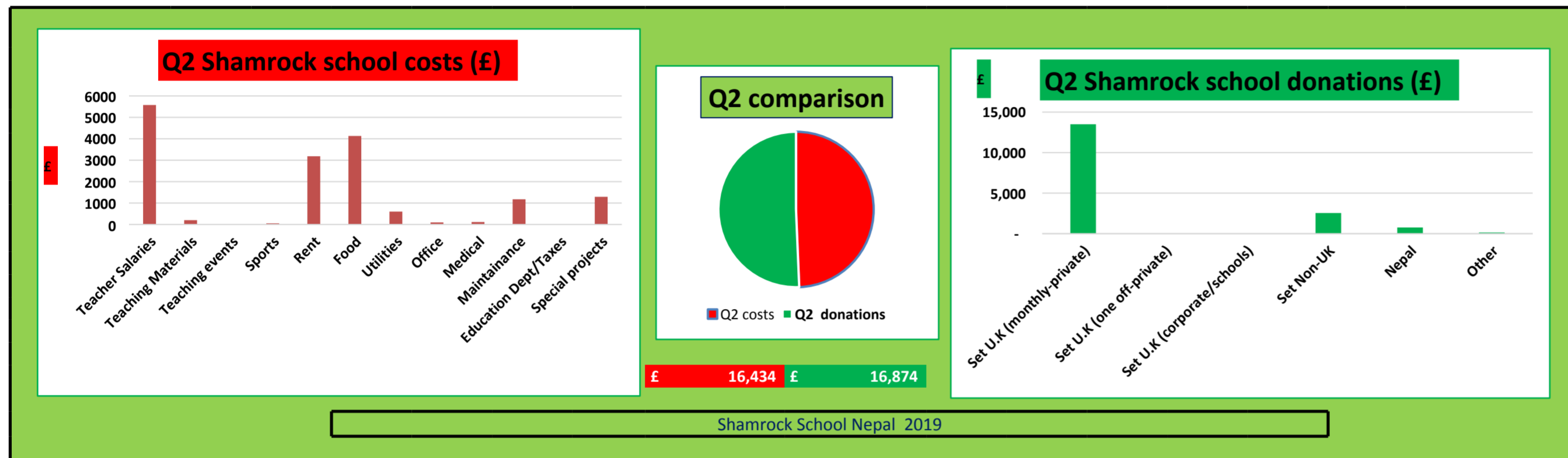
£67,298.00

£63,508.24

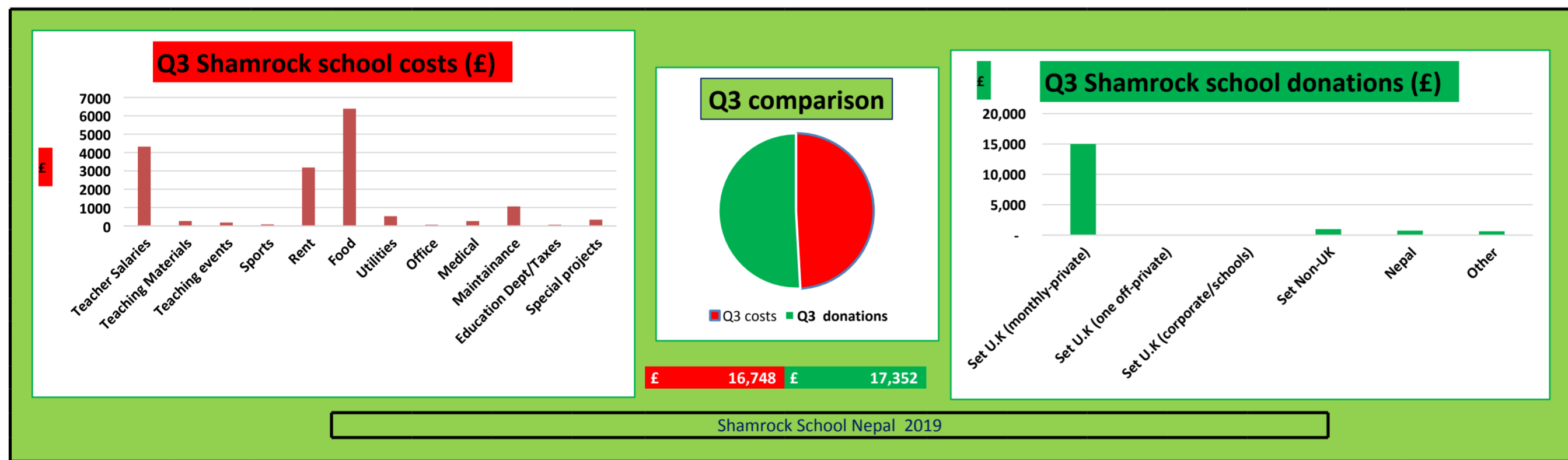
Note - For the months of February, March and April the amount are just the projected one. Needed money to run till April will be £6000



Q1 2019 donations		Q1 2019 costs		
Particular	£	Particular	£	NPR
Set U.K (monthly-private)	18,916	Teacher Salaries	4387	617945
Set U.K (one off-private)	-	Teaching Materials	134	18812
Set U.K (corporate/schools)	-	Teaching events	112	15823
Set Non-UK	170	Sports	64	9000
Nepal	360	Rent	2450	345000
Other	137	Food	6547	922174
	19,582	Utilities	799	112570
		Office	305	42990
		Medical	271	38190
		Maintenance	2056	289563
		Education Dept/Taxes	177	24935
		Special projects	1656	233247
comparison cost vs donations				
Q1 Cost	18,959			
Q1 donations	19,582			
				18959

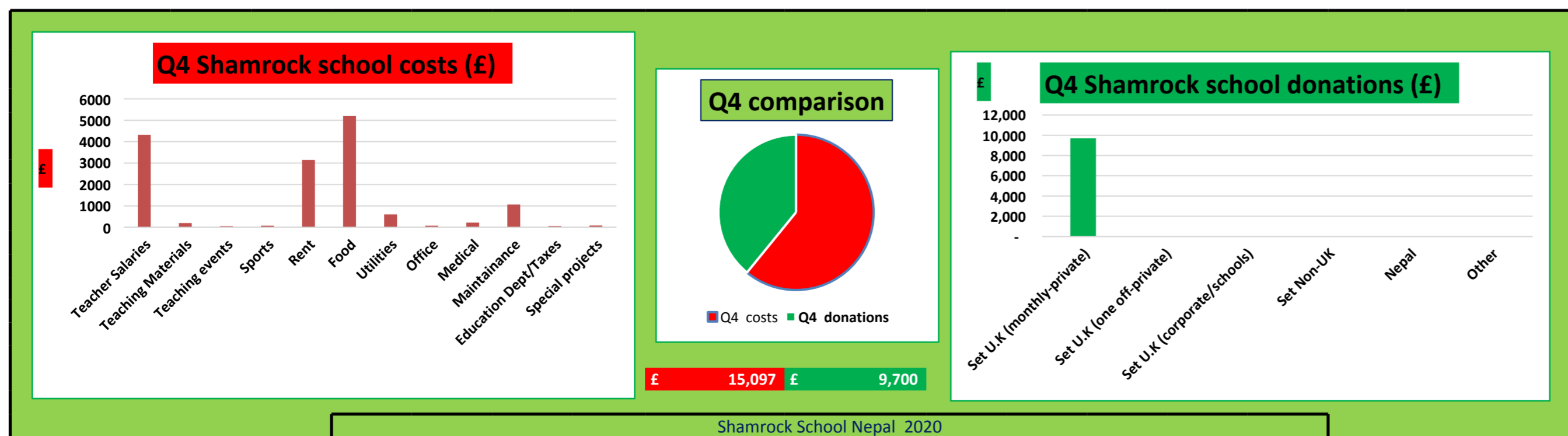


Q2 2019 donations		Q2 2019 costs		
Particular	£	Particular	£	NPR
Set U.K (monthly-private)	13,500	Teacher Salaries	5576	785376
Set U.K (one off-private)	-	Teaching Materials	203	28565
Set U.K (corporate/schools)	-	Teaching events	0	0
Set Non-UK	2,548	Sports	53	7500
Nepal	762	Rent	3184	448500
Other	64	Food	4132	581951
	16,874	Utilities	603	84924
		Office	98	13737
		Medical	116	16340
		Maintenance	1177	165800
		Education Dept/Taxes	0	0
		Special projects	1292	181955
comparison cost vs donations				
Q2 costs	16,434			
Q2 donations	16,874			
				16434



Q3 2019 donations		Q3 2019 costs		
Particular	£	Particular	£	NPR
Set U.K (monthly-private)	15,000	Teacher Salaries	4321	608642
Set U.K (one off-private)	-	Teaching Materials	269	37860
Set U.K (corporate/schools)	-	Teaching events	185	25989
Set Non-UK	982	Sports	84	11800
Nepal	738	Rent	3184	448500
Other	632	Food	6389	899869
	17,352	Utilities	532	74894
		Office	59	8308
		Medical	264	37220
		Maintenance	1064	149800
		Education Dept/Taxes	56	7950
		Special projects	341	48010
comparison cost vs donations				
Q3 costs	16,748			
Q3 donations	17,352			
				16748

Projected Figure for February, March & April



Q4 2020 donations		Q4 2020 costs		
Particular	£	Particular	£	NPR
Set U.K (monthly-private)	9,700	Teacher Salaries	4321	608642
Set U.K (one off-private)	-	Teaching Materials	199	28000
Set U.K (corporate/schools)	-	Teaching events	43	6000
Set Non-UK	-	Sports	78	11000
Nepal	-	Rent	3149	443500
Other	-	Food	5197	732000
	9,700	Utilities	604	85000
		Office	78	11000
		Medical	220	31000
		Maintenance	1065	150000
		Education Dept/Taxes	58	8200
		Special projects	85	12000
comparison cost vs donations				
Q4 costs	15,097			
Q4 donations	9,700			
				15097